
The following page(s) are extracted from multi-page Kuhnke product catalogues or CDRoms and any page number shown is relevant to the original document. The PDF sheets here may have been combined to provide technical information about the specific product(s) you have selected.

Hard copy product catalogues, and CDRoms have been published describing Kuhnke Pneumatics, Solenoids, Relays and Electronics; some divided into different books. A list of current publications is available on this web site or from our sales offices. Some may be available for download, but as substantially larger files.

Contact Details

Kuhnke sales and service in the UK

H. Kuhnke Ltd
Unit 6 Focus 303
Focus Way, Walworth Business Park
Andover
Hampshire
SP10 5NY
United Kingdom

Tel: +44 (0)1264 364194
Fax: +44 (0)1264 365991
Email: sales@kuhnke.co.uk

Important Note

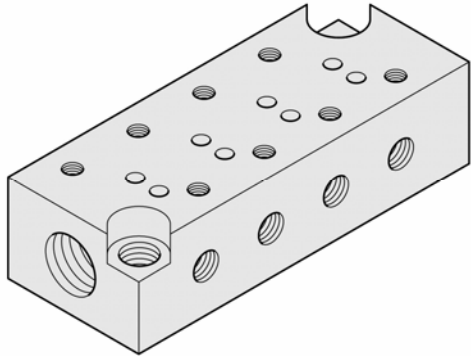
The information shown in these documents is for guidance only. No liability is accepted for any errors or omissions. The designer or user is solely responsible for the safe and proper application of the parts, assemblies or equipment described.

Miniature Solenoid Valves

Accessories

Kuhnke Miniature Valves

Manifold Kits – 2/2 or 3/2 Manifold Mounted Valves



Manifolds are available for all solenoid operated 2/2 or 3/2 valves. Units are constructed of aluminum bar stock with G1/8 supply ports at each end and M5 output ports along valve stack for Series 64 and 65 valves. Series 67 valve manifolds have G1/8 output ports. Manifolds are all pre-drilled to allow valves to be mounted side by side without intermediate spacing. Standard manifolds are available for single, double or 4 station configurations and can also be special ordered for up to 8 stations. Mounting is via an M5 tapped hole at each end of the manifold.

Manifolds can be butted together using an extension fitting cat. no. 67500 to meet specific station requirements. The extension fitting is a special double nipple that is inserted at the end ports of the adjacent manifolds when units are mounted.



If a valve station on a manifold is unoccupied (for future use), a blanking plate must be used to block manifold ports. Blanking plate kits include a steel plate, O rings and mounting hardware.

All sub base mounted valves are supplied with O rings and screws for mounting on these manifolds.

Valve Series	Dimensions with valves mounted * (W x H x L)	Single Station		Double Station		4 Station	
		Catalogue Number	L - Dim	Catalogue Number	L - Dim.	Catalogue Number	L - Dim.
64	35 x 57 x L Dim.	64225-01	33	64225-02	50	64225-04	84
65	38 x 60 x L Dim.	65280-01	21	65280-02	42	65280-04	84
67	45 x 82 x L Dim.	67200-01	33	67200-02	66	67200-04	132

Manifold Accessories

Manifold extension fitting	67500
64 Series blanking plate kit	64130
65 Series blanking plate kit	65370
67 Series blanking plate kit	67224

* Dimensions include valves, but not electrical connector plugs. If used, add 65mm min. clearance to the width dimension.

Manifolds can be ordered with up to 8 stations, contact factory for details.

For detail dimensions contact us.

Manifold Kits – M5 Ported Spool Valves

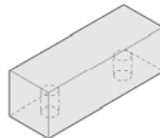
Manifold system kits are available for sub base mounted (Series 83/84) or in-line solenoid operated 5-way valves (Series 81).

The manifold system consists of a header kit and manifold base kits (as required) that can be assembled to meet specific applications. The header kit consists of 2 headers, with G1/8 ports, 2 tie rods, nuts and gaskets. The headers provide supply and exhaust connections to the manifold system.

Manifold bases for in-line or sub base mounted valves are added to meet station requirements. Each manifold base is butt mounted and sealed with O rings. Tie rods inserted through the bases and headers hold the assembly together. The standard tie rod supplied with the header kit can accommodate up to 8 sub base mounted valves. An extra length tie rod is available to provide up to 18 sub base valve positions.

Each manifold station kit is supplied with mounting hardware and O rings. Station kits for sub base mounted valves (Series 83 or 84) accommodate one valve and are bottom ported. In-line valve base kits accommodate up to 6 valves (Series 81) and outgoing connections are made at the top of the valve.

A blanking bar, cat. no. 81111, is required to block off manifold positions of *in-line mounted valves* if a spare position is desired.

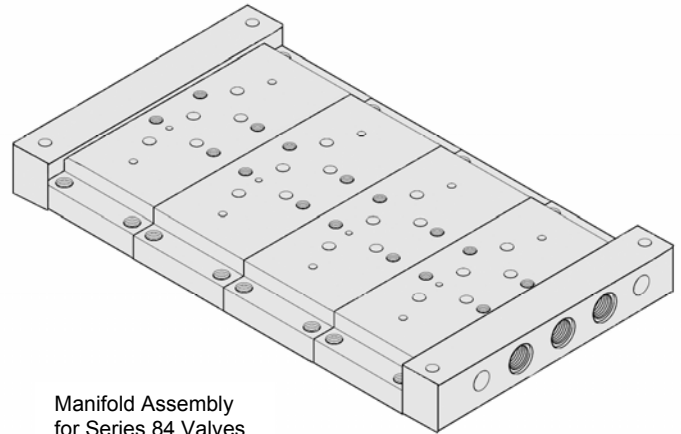


Several other pneumatic devices can also be assembled on this manifold. See regulators, timers, P/E switches and Series 65 valves.

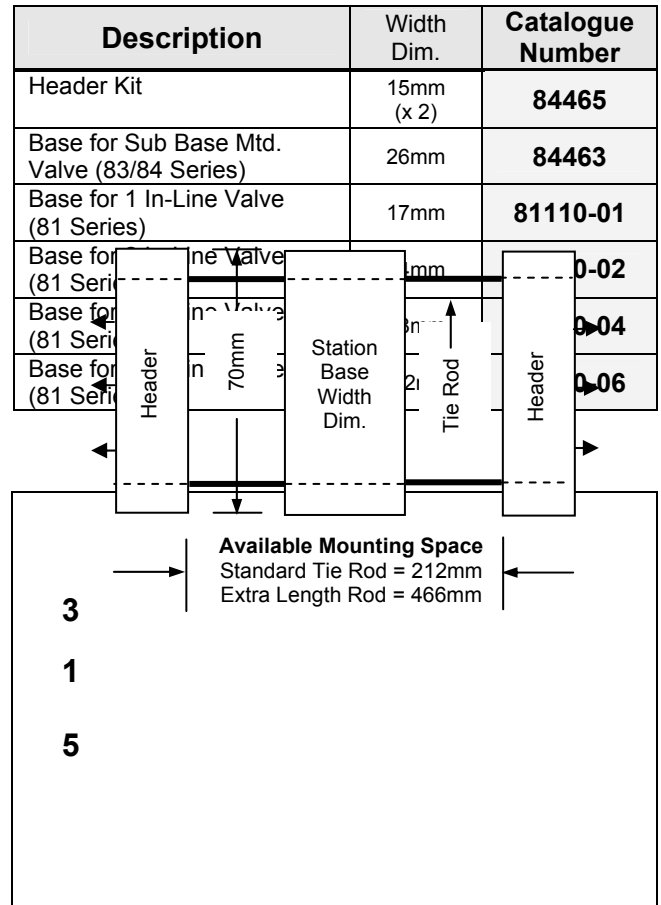
Sub base mounted valves are supplied with mounting hardware and gaskets.

Manifold Accessories

- Supply port cap nut **50500**
- Blanking bar kit (in-line base) **81111**
- Spare hollow bolt (in-line base) **71-750-026-01-00**
- Spare washer (in-line base) **50001**
- Extra length tie rod (2 required) **84221**



Manifold Assembly for Series 84 Valves



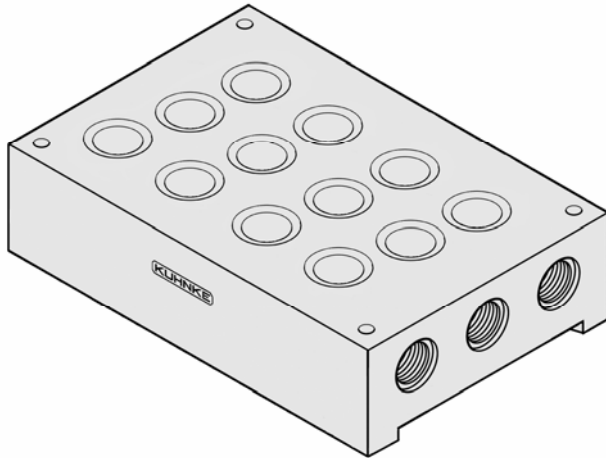
Single sub bases are available for individual mounting of valves, see valve catalog pages.
For detail dimensions contact us.

Miniature Solenoid Valves

Accessories

Kuhnke Miniature Valves

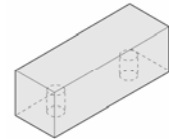
Manifold Kits – 1/8 Ported Spool Valves



Manifold kits for 1/8 ported Series 87, 5 way valves include a manifold with 1/4 supply ports at each end, and valve mounting hardware. Standard manifolds are available for 2, 3, 4, 6, or 8 station configurations. Manifolds can also be custom made with any number of stations; consult factory for details. These units cannot be used with old design valves using 22mm solenoid coils, see valve catalog page.

Manifolds are single piece aluminum bases with common supply and exhaust ports. Kits include all valve mounting hardware, which accommodates both, Metric or NPT ported versions of valves. Hollow bolts are used to connect the valve to the base from below to supply the line air pressure and to provide a common connection for exhaust ports.

If a valve station on a manifold is unoccupied, a blanking bar (cat. no. 87351) must be used to block manifold ports.



The manifold can be mounted by means of 4mm holes at each corner of the aluminum base.

Number of Stations	Dimensions H x W x L (mm)	Catalogue Number	
		Metric Ports (European Std.)	NPT Ports (USA Std.)
2	23 x 70 x 78.5	87350-02	87360-02
3	23 x 70 x 101	87350-03	(Not Available)
4	23 x 70 x 123.5	87350-04	87360-04
6	23 x 70 x 168.5	87350-06	87360-06
8	23 x 70 x 213.5	87350-08	87360-08

Manifold Accessories

Blanking bar kit	87351
Spare hollow bolt	50812
Spare washer for banjo screw	50010
Spare O ring (valve/manifold seal)	560-110-110-015

Manifold kits are designed only for new versions of 87 Series valves, see valve catalogue page.

For detail dimensions contact us.

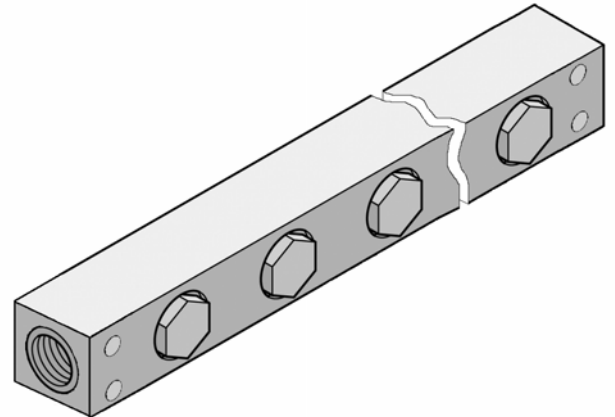
Common Input Manifold Kits

Common input manifold kits can be used for Series 64 in-line mounted valves, or for all in-line mounted spool valves.

Kits include manifold, valve mounting bolts, washers and O rings or seals. Units are made from aluminum bar stock. All fittings are brass.

Manifolds for M5 ported valves have M5 supply ports at each end. Connections to valve ports are via a special hollow bolt. Unoccupied valve positions require a cap nut cat. no. 50814 to seal off manifold. Manifolds have 3mm diameter mounting holes, 7mm from each end. *For dimensions see chart.*

Manifolds for 1/8 ported valves have 1/4 supply ports at each end. Connections to valve ports are via a special hollow bolt. Unoccupied valve positions require a cap nut, cat. no. 50813 to seal off manifold. Manifolds for 1/8 ported valves have (2) 3mm diameter mounting holes, 16mm from each end. *For dimensions see chart.*



Number of Stations	For M5 Ported Valves		For G1/8 Ported Valves (Euro Std.)		For 1/8 NPT Ported Valves (USA Std.)	
	Dimensions 10 W. x 12 H x L Dim. Below	Catalogue Number	Dimensions 15 W. x 18 H x L Dim. Below	Catalogue Number	Dimensions 15 W. x 18 H x L Dim. Below	Catalogue Number
2	63	44404-02	82.5	87452-02	82.5	87355-02
3	--	--	105	87452-03	105	--
4	109	44404-04	127.5	87452-04	127.5	87355-04
6	155	44404-06	172.5	87452-06	172.5	87355-06
8	201	44404-08	217.5	87452-08	217.5	87355-08
10	247	44404-10	--	--	--	--

Manifold Accessories

	Manifold <u>44404</u>	Manifold <u>87452/87355</u>
Cap nut	50814	50813
Supply port cap nut	50500	--
Spare hollow bolt	71-750-026-01-00	50812
Spare O ring (for banjo sc.)	--	560-110-110-015
Spare washer (for banjo sc.)	50001	50010