

The following page(s) are extracted from multi-page Kuhnke product catalogues or CDROMs and any page number shown is relevant to the original document. The PDF sheets here may have been combined to provide technical information about the specific product(s) you have selected.

Hard copy product catalogues, and CDROMs have been published describing Kuhnke Pneumatics, Solenoids, Relays and Electronics; some divided into different books. A list of current publications is available on this web site or from our sales offices. Some may be available for download, but as substantially larger files.

## Contact Details

Kuhnke sales and service in the UK

H. Kuhnke Ltd  
Unit 21, Abbey Enterprise Centre  
Premier Way  
Romsey  
Hants  
SO51 9AQ

T: 01794 514445  
F: 01794 513514  
Email: [sales@kuhnke.co.uk](mailto:sales@kuhnke.co.uk)

### Important Note

The information shown in these documents is for guidance only. No liability is accepted for any errors or omissions. The designer or user is solely responsible for the safe and proper application of the parts, assemblies or equipment described.

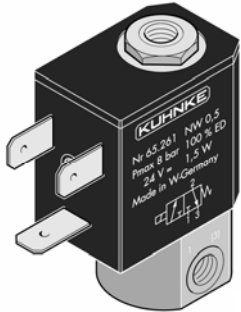
---

# Miniature Solenoid Valves

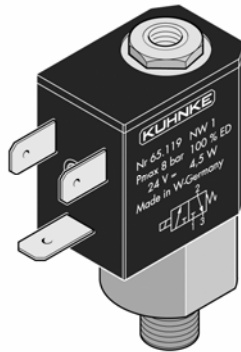
## Series 65 – 2/2 or 3/2

Kuhnke Miniature Valves

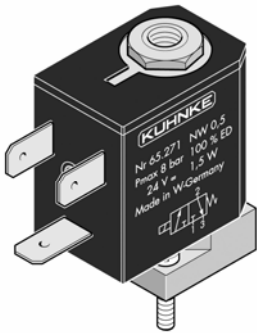
### Miniature Solenoid Valves (22mm Wide)



In-Line Mounting



Direct Mounting



Manifold Mount

The Series 65 solenoid valve is available for in-line, direct or manifold mounting. Accessories include connecting plugs, sub-bases and manifolds. All standard valves feature a solid brass housing, buna seals, encapsulated coils and are mountable in any position.

Types: Standard valves are available in 3 mounting configurations. In-line (body ported) valves are mounted using (2) M3 threaded holes on the underside of the base. Manifold mounted valves can be used with Kuhnke accessories or can be mounted on custom manifolds or equipment. A direct mounted valve is available for mounting in 1/8 ports on cylinders or for piloting larger valves.



In addition to general purpose use, Series 65 valves are designed for the special requirements of medical, dental and laboratory equipment. Custom designs available.

### Technical Specifications

**Operating Pressure:**

90% Vacuum up to 8 Bar max.

**Max. Flow Rate and Pressure:**

See selection chart.

**Kv/Cv:**

See flow graphs.

**Connection:**

M5 ports

**Media:**

All neutral liquid and gaseous media.

**Power Consumption:**

Standard: DC: 4.5 W / AC: 5 VA

Low Power: DC: 1.5 W

**Valve Operating Time:**

Pick-up: 10 to 15 ms

Drop out: 3 to 5 ms

**Materials:**

Brass body, Buna N Seals, encapsulated coil.

**Average Mechanical Life:**

20 million operations

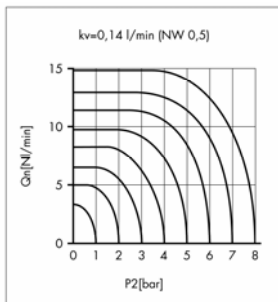
**Operating Ambient:**

-10°C to 60°C (12°F to 140°F)

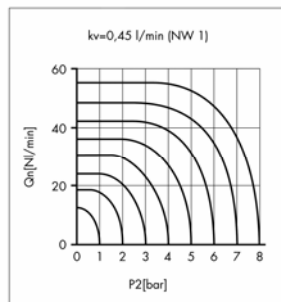
**Dimensions (mm):**

	In Line	Manif.	Direct
Height:	47	41.5	55
Width:	20	20	20
Depth:	30	30	30
Weight	118g.	96g.	119g.

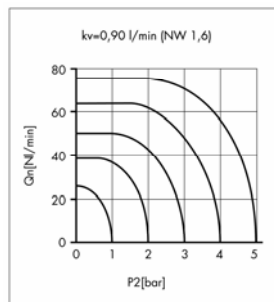
### Flow Graphs in Bar and Litres per Minute



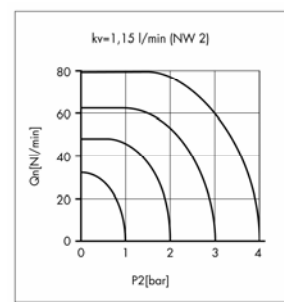
0.5mm Orifice  
Kv -.14 / Cv -.01



1mm Orifice  
Kv -.45 / Cv -.03



1.6mm Orifice  
Kv -.9 / Cv -.06



2mm Orifice  
Kv - 1.15 / Cv - .08

(1 Bar = 14.5 PSI; 1 Litre = .03531 cubic feet)

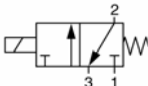
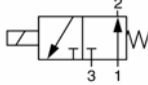
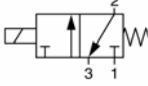
# Miniature Solenoid Valves

Kuhnke Miniature Valves

**Series 65 – 2/2 or 3/2**




## Selection Chart

Description	Orifice (Maximum Operating Pressure and Flow)	Catalogue Number					
		In-Line Mounted		Manifold Mounting		1/8 Port Mounting	
		DC Coil	AC Coil	DC Coil	AC Coil	DC Coil	AC Coil
<b>3/2</b> Normally Closed  	<b>1mm</b> (8 Bar, 57 Litres)	<b>65111- •</b>	<b>65112- •</b>	<b>65127- •</b>	<b>65128- •</b>	<b>65119- •</b>	<b>65120- •</b>
	<b>1.6mm</b> (5 Bar, 75 Litres)	<b>65171- •</b>	<b>65172- •</b>	<b>65173- •</b>	<b>65174- •</b>	<b>65175- •</b>	<b>65176- •</b>
	<b>2mm</b> (3 Bar, 62 Litres)	<b>65231- •</b>	<b>65232- •</b>	<b>65235- •</b>	<b>65236- •</b>	--	--
<b>3/2</b> Normally Open  	<b>1mm</b> (6 Bar, 42 Litres)	<b>65113- •</b>	<b>65114- •</b>	<b>65123- •</b>	<b>65124- •</b>	--	--
	<b>2mm</b> (4 Bar, 80 Litres)	<b>65233- •</b>	<b>65234- •</b>	<b>65237- •</b>	<b>65238- •</b>	--	--
<b>3/2</b> Normally Closed Low Power Coil  	<b>0.5mm</b> (8 Bar, 15 Litres)	<b>65261- •</b>	--	<b>65271- •</b>	--	--	--
	--	--	--	--	--	--	--

• - Insert coil voltage required to complete catalogue number. Standard voltages are 12 and 24 VDC; 24, 110 and 230 VAC.


### Pre-assembled Sub Base Valves

Assembled valves on single or double sub bases are available. Valves are 3 way normally closed with a 1mm orifice, max. pressure –8 Bar and have flows of 57 l/min.



**65115- • (DC)**  
**65116- • (AC)**

The single valve assembly can be used to build valve banks with the use of a connecting nipple (cat no. **560.100.040.020**) and 2 'O' rings (cat. no. **65412**).



**65117- • (DC)**  
**65118- • (AC)**

Double sub base valves have ports out the bottom of a metal sub base that fits on manifolds for series 81/83 or 84 valves.

UL versions are available on special order.

For 2/2 operation of any 65 Series valve, plug exhaust port 3.

Consult us for valves with special mounting configurations, flow requirements or different seal materials.

**See miniature solenoid valve accessories for electrical connectors and manifolds. For detail dimensions contact us.**