

The following page(s) are extracted from multi-page Kuhnke product catalogues or CDROMs and any page number shown is relevant to the original document. The PDF sheets here may have been combined to provide technical information about the specific product(s) you have selected.

Hard copy product catalogues, and CDROMs have been published describing Kuhnke Pneumatics, Solenoids, Relays and Electronics; some divided into different books. A list of current publications is available on this web site or from our sales offices. Some may be available for download, but as substantially larger files.

Contact Details

Kuhnke sales and service in the UK

H. Kuhnke Ltd
Unit 21, Abbey Enterprise Center
Premier Way
Romsey
Hants
SO51 9AQ

T: 01794 514445
F: 01794 513514
Email: sales@kuhnke.co.uk

Important Note

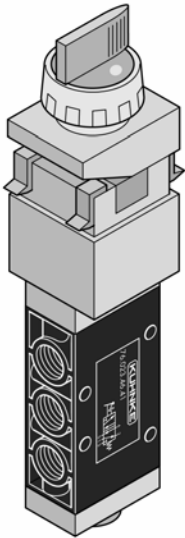
The information shown in these documents is for guidance only. No liability is accepted for any errors or omissions. The designer or user is solely responsible for the safe and proper application of the parts, assemblies or equipment described.

Manually Operated Valves

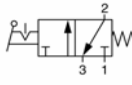
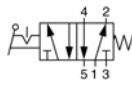
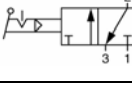
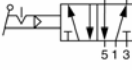
Panel Mounted 22mm Pushbuttons

Kuhnke Power Valves

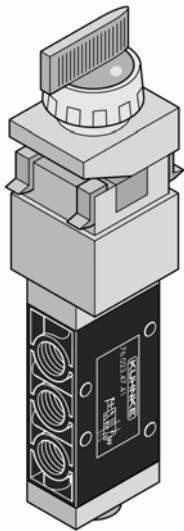
Selector Switch, 2 Position, Short Handle, Black



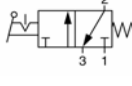
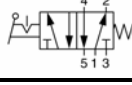
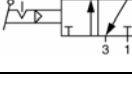

Selector switch maintains valve position.

Description	Orifice (Body No.)	Port Size	Catalogue Number		
			Metric Ports Standard	NPT Ports (USA Std.)	
3/2 Normally Closed Maintained Position		6mm (1S)	1/8	76022-46-21	75022-46-21
5/2 Maintained Position		6mm (2S)	1/8	76023-46-41	75023-46-41
3/2 Air Pilot Assisted Normally Closed Maintained Position		6mm (1S)	1/8	76022-56-21	75022-56-21
5/2 Air Pilot Assisted Maintained Position		6mm (2S)	1/8	76023-56-41	75023-56-41

Selector Switch, 2 Position, Long Handle, Black



Selector switch maintains valve position.

Description	Orifice (Body No.)	Port Size	Catalogue Number		
			Metric Ports Standard	NPT Ports (USA Std.)	
3/2 Normally Closed Maintained Position		6mm (1S)	1/8	76022-47-21	75022-47-21
5/2 Maintained Position		6mm (2S)	1/8	76023-47-41	75023-47-41
3/2 Air Pilot Assisted Normally Closed Maintained Position		6mm (1S)	1/8	76022-57-21	75022-57-21
5/2 Air Pilot Assisted Maintained Position		6mm (2S)	1/8	76023-57-41	75023-57-41

See page 14 for general information on miniature oil tight pushbutton valves.

Operating pressure range std. type— 0-10 bar: air piloted types minimum 2.5 bar.. Actuation force: std. – 35 N, air pilot assisted types 8 N. Above panel dimensions are 28mm dia. x 25mm H. Behind panel dimensions are 100mm (3/2), 115mm (5/2) D. x 35mm H x 20mm W.

For valve specifications see appendix. For detail dimensions contact factory.