

---

The following page(s) are extracted from multi-page Kuhnke product catalogues or CDRoms and any page number shown is relevant to the original document. The PDF sheets here may have been combined to provide technical information about the specific product(s) you have selected.

Hard copy product catalogues, and CDRoms have been published describing Kuhnke Pneumatics, Solenoids, Relays and Electronics; some divided into different books. A list of current publications is available on this web site or from our sales offices. Some may be available for download, but as substantially larger files.

## Contact Details

Kuhnke sales and service in the UK

H. Kuhnke Ltd  
Unit 6 Focus 303  
Focus Way, Walworth Business Park  
Andover  
Hampshire  
SP10 5NY  
United Kingdom

Tel: +44 (0)1264 364194  
Fax: +44 (0)1264 365991  
Email: [sales@kuhnke.co.uk](mailto:sales@kuhnke.co.uk)

### Important Note

The information shown in these documents is for guidance only. No liability is accepted for any errors or omissions. The designer or user is solely responsible for the safe and proper application of the parts, assemblies or equipment described.

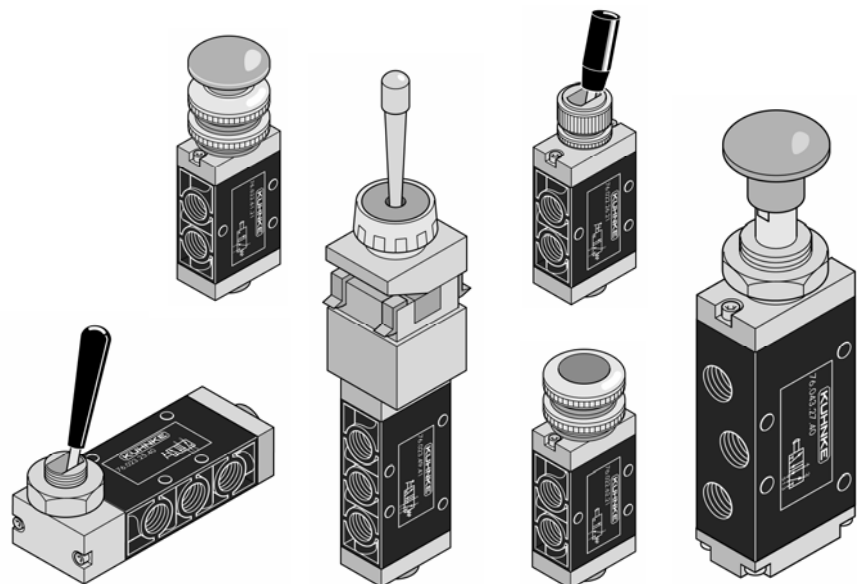
---

# Manually Operated Valves

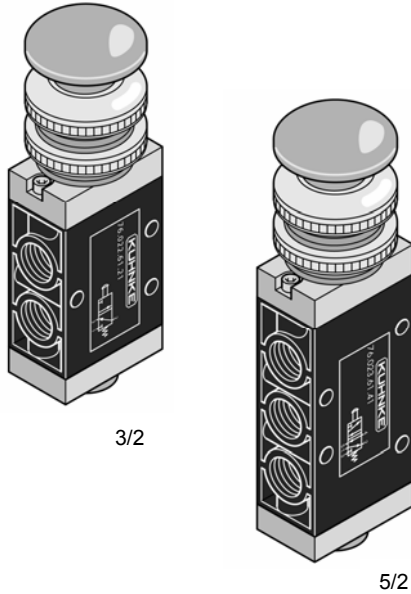
Kuhnke's manually operated valves have a wide variety of operators to satisfy most applications involving man-machine interface of pneumatic systems.

General purpose pushbuttons, toggle switches, knob operators, key switches, selector switches and foot pedals are available in 3/2 or 5/2 standard manual as well as air pilot assisted designs. An assortment of maintained position, spring return, latching and pneumatic reset versions round out the selection.

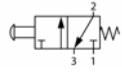

Manually operated valves are constructed of aluminum die cast and machined bodies. Valves with ports in both Metric and NPT threads are available to satisfy connection preferences. Spool and sleeve design provides dependable long life service.



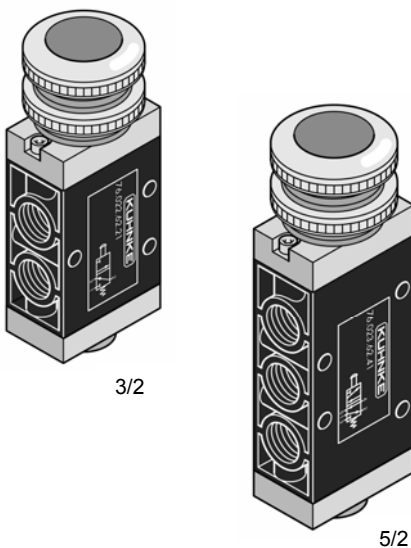
### Mushroom Head Pushbutton, 1/8 Ports



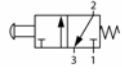

Mushroom Heads provide easy palm operation of valve. Mushroom diameter is 35mm. Button can be mounted in panels up to 12mm thick or mounted via through body holes.

Description	Orifice Port (Body No.)	PB Colour	Catalogue Number	
			Metric Ports Standard	NPT Ports (USA Std.)
<b>3/2</b> Spring Return 	6mm 1/8 Port (1S)	Red	<b>76022-61-21</b>	75022-61-21
		Black	<b>76022-61-23</b>	75022-61-23
		Green	<b>76022-61-24</b>	75022-61-24
<b>5/2</b> Spring Return 	6mm 1/8 Port (2S)	Red	<b>76023-61-41</b>	75023-61-41
		Black	<b>76023-61-43</b>	75023-61-43
		Green	<b>76023-61-44</b>	75023-61-44

### Flush Head Pushbutton, 1/8 Ports



Flush Head pushbuttons are used to prevent accidental operation or provide flat panel appearance. Button is flush with shroud surface and diameter is 35mm.

Description	Orifice Port (Body No.)	PB Colour	Catalogue Number	
			Metric Ports Standard	NPT Ports (USA Std.)
<b>3/2</b> Spring Return 	6mm 1/8 Port (1S)	Red	<b>76022-62-21</b>	75022-62-21
		Black	<b>76022-62-23</b>	75022-62-23
		Green	<b>76022-62-24</b>	75022-62-24
<b>5/2</b> Spring Return 	6mm 1/8 Port (2S)	Red	<b>76023-62-41</b>	75023-62-41
		Black	<b>76023-62-43</b>	75023-62-43
		Green	<b>76023-62-44</b>	75023-62-44

Operating pressure range is 0 to 10 bar. Actuation force @ 6 bar is approx. 35 N.

For normally open function on 3/2 valve reverse connect ports 1-3. For 2/2 operation, plug port 3.

Panel mounting hole diameter is 30mm. Above panel dimensions are 35mm Dia. x 22mm H. (Mushroom) or 10mm H. (Flush Head).

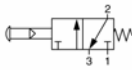
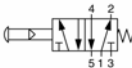
Behind panel dimensions of 3/2 valve – 82mm D x 35mm H x 20mm W; 5/2 valve- 100mm D x 35mm H x 20mm W.

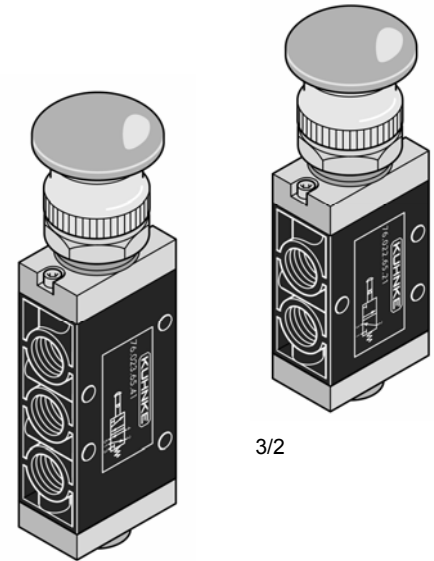
Valve through body mounting holes are 4.5mm diameter. Allow space for fittings and tubing.

**For valve specifications see appendix. For detail dimensions contact factory.**

### Mushroom Head Pushbutton, Air Pilot Assisted, 1/8 Ports

Mushroom Heads provide easy operation of valve. An internal air pilot assist using the supply air, reduces the force necessary to operate valve to 8 N.

Description	Orifice Port (Body No.)	PB Colour	Catalogue Number	
			Metric Ports Standard	NPT Ports (USA Std.)
<b>3/2</b> Spring Return 	6mm 1/8 Port (1S)	Red	<b>76022-65-21</b>	75022-65-21
		Black	<b>76022-65-23</b>	75022-65-23
		Green	<b>76022-65-24</b>	75022-65-24
<b>5/2</b> Sorina Return 	6mm 1/8 Port (2S)	Red	<b>76023-65-41</b>	75023-65-41
		Black	<b>76023-65-43</b>	75023-65-43
		Green	<b>76023-65-44</b>	75023-65-44

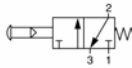
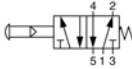


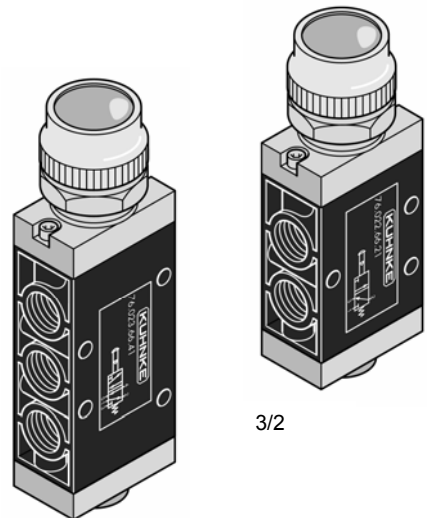
5/2

3/2

### Shrouded Head Pushbutton, Air Pilot Assisted, 1/8 Ports

Shroud Head prevents accidental operation. Button is flush with shroud surface and the diameter is 28mm. Operating force 8 N.

Description	Orifice Port (Body No.)	PB Colour	Catalogue Number	
			Metric Ports Standard	NPT Ports (USA Std.)
<b>3/2</b> Spring Return 	6mm 1/8 Port (1S)	Red	<b>76022-66-21</b>	75022-66-21
		Black	<b>76022-66-23</b>	75022-66-23
		Green	<b>76022-66-24</b>	75022-66-24
<b>5/2</b> Spring Return 	6mm 1/8 Port (2S)	Red	<b>76023-66-41</b>	75023-66-41
		Black	<b>76023-66-43</b>	75023-66-43
		Green	<b>76023-66-44</b>	75023-66-44



5/2

3/2

Operating pressure range is 2.5 to 10 bar. Minimum operating pressure is 2.5 bar. Actuation force @ 6 bar, is approx. 8 N.  
 Panel mounting hole is 22mm diameter. Above panel dimensions are 35mm Dia. x 25mm H. (Mushroom) or 16mm H. (Shroud Head).  
 Behind panel dimensions of 3/2 valve – 95mm D x 35mm H x 20mm W; 5/2 valve – 107mm D x 35mm H x 20mm W.  
 Allow space for fittings and tubing.

Valve through body mounting holes are 4.5mm diameter.

**For valve specifications see appendix. For detail dimensions contact factory.**