
The following page(s) are extracted from multi-page Kuhnke product catalogues or CDRoms and any page number shown is relevant to the original document. The PDF sheets here may have been combined to provide technical information about the specific product(s) you have selected.

Hard copy product catalogues, and CDRoms have been published describing Kuhnke Pneumatics, Solenoids, Relays and Electronics; some divided into different books. A list of current publications is available on this web site or from our sales offices. Some may be available for download, but as substantially larger files.

Contact Details

Kuhnke sales and service in the UK

H. Kuhnke Ltd
Unit 6 Focus 303
Focus Way, Walworth Business Park
Andover
Hampshire
SP10 5NY
United Kingdom

Tel: +44 (0)1264 364194
Fax: +44 (0)1264 365991
Email: sales@kuhnke.co.uk

Important Note

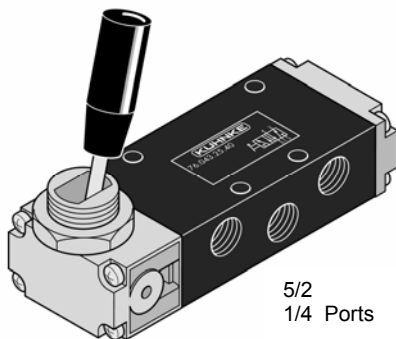
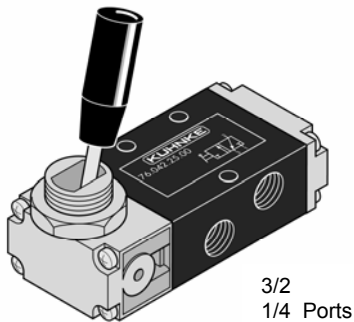
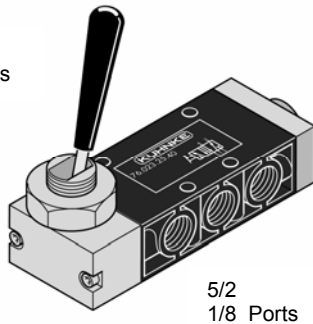
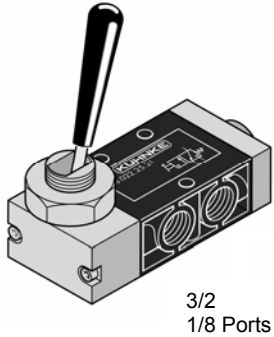
The information shown in these documents is for guidance only. No liability is accepted for any errors or omissions. The designer or user is solely responsible for the safe and proper application of the parts, assemblies or equipment described.

Manually Operated Valves

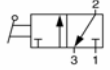
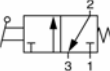
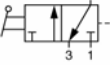
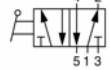


General Purpose

Kuhnke Power Valves

Lever Operator, 2 Position



Lever valves can be used to manually switch air supplies on equipment or operate cylinders and other devices. Valves can be panel mounted or fastened to a surface via body mounting holes. Handles have a contemporary black molded grip and require 15 N of force to operate. Valves are available in spring return, pneumatic return and maintained position versions.

Description	Orifice (Body No.)	Port Size	Catalogue Number	
			Metric Ports Standard	NPT Ports (USA Std.)
3/2 Maintained Position 	6mm (1S)	1/8	76022-25-00	75022-25-00
	8mm (3S)	1/4	76042-25-00	75042-25-00
3/2 Spring Return 	6mm (1S)	1/8	76022-25-21	75022-25-21
	8mm (3S)	1/4	76042-25-21	75042-25-21
3/2 Pneumatic Reset* 	6mm (1S)	1/8	76022-25-22	75022-25-22
	8mm (3S)	1/4	76042-25-22	75042-25-22
5/2 Maintained Position 	6mm (2S)	1/8	76023-25-40	75023-25-40
	8mm (4S)	1/4	76043-25-40	75043-25-40
5/2 Spring Return 	6mm (2S)	1/8	76023-25-41	75023-25-41
	8mm (4S)	1/4	76043-25-41	75043-25-41
5/2 Pneumatic Reset* 	6mm (2S)	1/8	76023-25-42	75023-25-42
	8mm (4S)	1/4	76043-25-42	75043-25-42

* Pneumatic Reset Valves operate manually or are returned by a pneumatic signal (2.5 bar minimum) applied to an auxiliary 1/8 port. Operating pressure range is 0-10 bar. Actuation force @ 6 bar, is approx. 15 N.

For normally open function on 3/2 valves, reverse connect ports 1-3. For 2/2 operation, plug port 3.

Panel mounting hole size for 1/8-ported valves is 16mm diameter, for 1/4 ported valves, 22mm. Through body mounting holes are 4.5mm dia.

Typical dimensions of 5/2 1/8 ported valves are 95mm L x 35mm W x 20mm D. For 1/4 ported valves: 120mm L x 50mm W x 25mm D. For 3/2 valves subtract 16mm from L dimension. For pneumatic return valves add 25mm to L dimension. Allow space for fittings and tubing.

For valve specifications see appendix. For detail dimensions contact factory.