

The following page(s) are extracted from multi-page Kuhnke product catalogues or CDROMs and any page number shown is relevant to the original document. The PDF sheets here may have been combined to provide technical information about the specific product(s) you have selected.

Hard copy product catalogues, and CDROMs have been published describing Kuhnke Pneumatics, Solenoids, Relays and Electronics; some divided into different books. A list of current publications is available on this web site or from our sales offices. Some may be available for download, but as substantially larger files.

## Contact Details

Kuhnke sales and service in the UK

H. Kuhnke Ltd  
Unit 21, Abbey Enterprise Center  
Premier Way  
Romsey  
Hants  
SO51 9AQ

T: 01794 514445  
F: 01794 513514  
Email: [sales@kuhnke.co.uk](mailto:sales@kuhnke.co.uk)

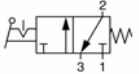
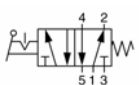
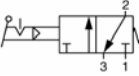
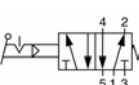
### Important Note

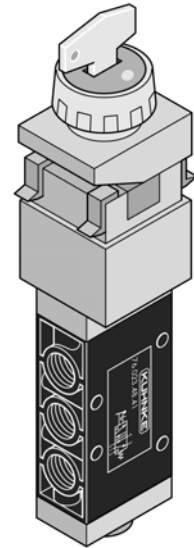
The information shown in these documents is for guidance only. No liability is accepted for any errors or omissions. The designer or user is solely responsible for the safe and proper application of the parts, assemblies or equipment described.

---

### Key Operated 2 Position Selector

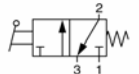
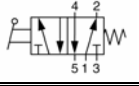
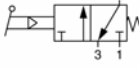
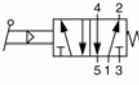
Key provides security for locking off air supply to equipment.

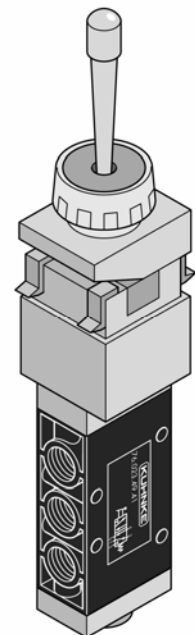
| Description                                                                       | Orifice<br>(Body No.)                                                             | Port Size | Catalogue Number      |                      |             |
|-----------------------------------------------------------------------------------|-----------------------------------------------------------------------------------|-----------|-----------------------|----------------------|-------------|
|                                                                                   |                                                                                   |           | Metric Ports Standard | NPT Ports (USA Std.) |             |
| <b>3/2</b><br>Normally Closed<br>Maintained Position                              |  | 6mm (1S)  | 1/8                   | 76022-48-21          | 75022-48-21 |
| <b>5/2</b><br>Maintained Position                                                 |  | 6mm (2S)  | 1/8                   | 76023-48-41          | 75023-48-41 |
| <b>3/2</b><br><b>Air Pilot Assisted</b><br>Normally Closed<br>Maintained Position |  | 6mm (1S)  | 1/8                   | 76022-58-21          | 75022-58-21 |
| <b>5/2</b><br><b>Air Pilot Assisted</b><br>Maintained Position                    |  | 6mm (2S)  | 1/8                   | 76023-58-41          | 75023-58-41 |



### Wobble Stick

Moving stick in any direction operates valve. Spring return to off.

| Description                                                                 | Orifice<br>(Body No.)                                                               | Port Size | Catalogue Number      |                      |             |
|-----------------------------------------------------------------------------|-------------------------------------------------------------------------------------|-----------|-----------------------|----------------------|-------------|
|                                                                             |                                                                                     |           | Metric Ports Standard | NPT Ports (USA Std.) |             |
| <b>3/2</b><br>Normally Closed<br>Spring Return                              |  | 6mm (1S)  | 1/8                   | 76022-49-21          | 75022-49-21 |
| <b>5/2</b><br>Spring Return                                                 |  | 6mm (2S)  | 1/8                   | 76023-49-41          | 75023-49-41 |
| <b>3/2</b><br><b>Air Pilot Assisted</b><br>Normally Closed<br>Spring Return |  | 6mm (1S)  | 1/8                   | 76022-59-21          | 75022-59-21 |
| <b>5/2</b><br><b>Air Pilot Assisted</b><br>Spring Return                    |  | 6mm (2S)  | 1/8                   | 76023-59-41          | 75023-59-41 |



See page 14 for general information on miniature oil tight pushbutton valves.

Operating pressure range std. type– 0-10 bar; air piloted types minimum 2.5 bar. Actuation force: std. – 35 N, air pilot assisted types 8 N. Above panel dim. are 28mm dia. x 12mm H (key) or 70mm H (wobble). Behind panel dimensions are 100mm (3/2), 115mm(5/2) D. x 35mm H x 20mm W.

**For valve specifications see appendix. For detail dimensions contact factory.**