

The following page(s) are extracted from multi-page Kuhnke product catalogues or CDROMs and any page number shown is relevant to the original document. The PDF sheets here may have been combined to provide technical information about the specific product(s) you have selected.

Hard copy product catalogues, and CDROMs have been published describing Kuhnke Pneumatics, Solenoids, Relays and Electronics; some divided into different books. A list of current publications is available on this web site or from our sales offices. Some may be available for download, but as substantially larger files.

Contact Details

Kuhnke sales and service in the UK

H. Kuhnke Ltd
Unit 21, Abbey Enterprise Center
Premier Way
Romsey
Hants
SO51 9AQ

T: 01794 514445

F: 01794 513514

Email: sales@kuhnke.co.uk

Important Note

The information shown in these documents is for guidance only. No liability is accepted for any errors or omissions. The designer or user is solely responsible for the safe and proper application of the parts, assemblies or equipment described.

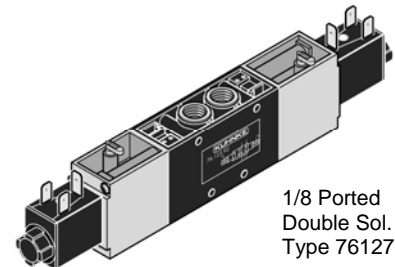
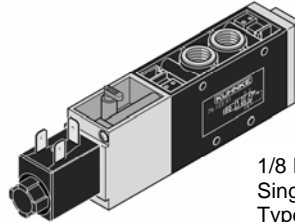
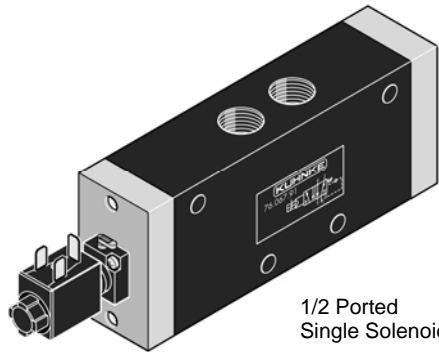
Electrically Operated Valves

General Purpose

Kuhnke Power Valves

Directional Control Valves (5/2), Solenoid Operated

(Poppet Design, In Line Mounting)



Solenoid operated, air piloted poppet valves are available in single, double, priority and external air pilot supply versions. Priority version overrides signal from opposite solenoid to assure return to valve home position. Valves with external air pilot connections are used when switching pressures below 2.5 bar. Poppet valves usually provide higher flow rates than other types of valves because of flow path design. Valves include a red manual override for easy testing. Encapsulated coils provide splash proof protection when used with plug connectors. Valves can be mounted individually using through body holes or assembled on manifolds.

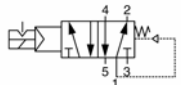
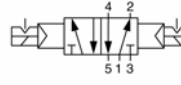
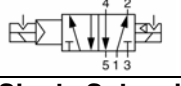
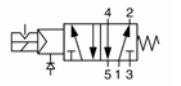
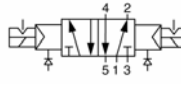
Order Coils Separately

Valve catalogue numbers do not include solenoid coils. Coils are supplied loose and unmounted as separate items. (Double solenoid types require 2 coils.)

AC Coil Catalogue No. 76410-02-**
DC Coil Catalogue No. 76410-00-**

** - Add the required coil voltage suffix code from the chart below to complete the coil catalogue number.

Voltage	AC	DC
12V	-	01
24V	12	02
48V	13	03
110V	14	04
230V	15	05

Description	Orifice (Body No.)	Dimensions (Approx. mm) L x W x H	Port Size	Catalogue Number	
				Metric Ports Standard	NPT Ports (USA Std.)
Single Solenoid Spring Return-air assisted 	6mm (10P)	162 x 28 x 40	1/8	76027-91-00	75027-91-00
	6mm (1MP)	157 x 24 x 40	1/8	76127-91-00	(Not Available)
	8mm (7P)	178 x 26 x 50	1/4	76047-91-00	75047-91-00
	15mm (12P)	225.5 x 40 x 70	1/2	76067-91-00	75067-91-00
Double Solenoid With Detent 	6mm (10P)	218 x 28 x 40	1/8	76027-92-00	75027-92-00
	6mm (1MP)	213 x 24 x 40	1/8	76127-92-00	(Not Available)
	8mm (7P)	251 x 26 x 50	1/4	76047-92-00	75047-92-00
	15mm (12P)	282 x 40 x 70	1/2	76067-92-00	75067-92-00
Double Solenoid With Priority Detent 	6mm (1MP)	213 x 24 x 40	1/8	76127-93-00	(Not Available)
	--	--	--	--	--
	--	--	--	--	--
Single Solenoid External Air Pilot * Spring Return 	6mm (10P)	162 x 28 x 40	1/8	76327-91-00	75327-91-00
	6mm (1MP)	194 x 24 x 40	1/8	76527-91-00	(Not Available)
	8mm (7P)	178 x 26 x 50	1/4	76347-91-00	75347-91-00
	15mm (12P)	210 x 40 x 70	1/2	76367-91-00	75367-91-00
Double Solenoid External Air Pilot * With Detent 	6mm (10P)	218 x 28 x 40	1/8	76327-92-00	75327-92-00
	6mm (1MP)	251 x 24 x 40	1/8	76527-92-00	(Not Available)
	8mm (7P)	308 x 26 x 50	1/4	76347-92-00	75343-92-00
	15mm (12P)	320 x 40 x 70	1/2	76367-92-00	75367-92-00

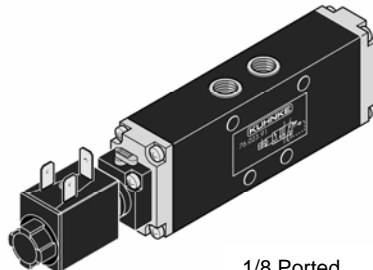
* External Air Pilot: valves have an auxiliary M5 (10-32) port (1/8 on 1/2 ported valves) for connecting a separate air pilot supply for the solenoid section. For use when switching air pressures below 2.5 bar.

Operating pressure range is 2.5 to 10 bar. (Use valves with external pilot for switching lower pressures).

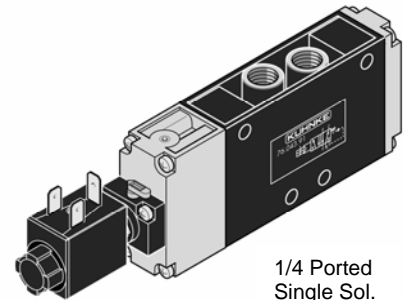
Through body holes are 4.5mm for 1/8 and 1/4 ported valves, 6.5mm for 1/2 ported valves.

For valve specifications see appendix. See accessory section for connectors and manifolds. For detail dimensions contact factory.

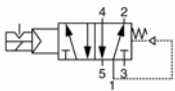
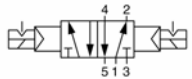
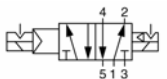
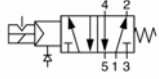

Directional Control Valves (5/2) Solenoid Operated (Spool Design, In Line Mounting)



1/8 Ported
Single Sol.



1/4 Ported
Single Sol.

Description	Orifice (Body No.)	Dimensions (Approx. mm) L x W x H	Port Size	Catalogue Number	
				Metric Ports (Standard)	NPT Ports (USA Std.)
Single Solenoid Spring Return- air assisted 	6mm (8S)	162 x 28 x 40	1/8	76023-91-00	75023-91-00
	6mm (1MS)	160 x 25 x 40	1/8	76123-91-00	(Not Available)
	8mm (5S)	178 x 25 x 50	1/4	76043-91-00	75043-91-00
Double Solenoid With Detent 	6mm (8S)	220 x 28 x 40	1/8	76023-92-00	75023-92-00
	6mm (1MS)	215 x 25 x 40	1/8	76123-92-00	(Not Available)
	8mm (5S)	250 x 25 x 50	1/4	76043-92-00	75043-92-00
Double Solenoid With Priority Detent 	6mm (1MS)	215 x 25 x 50	1/8	76123-93-00	(Not Available)
	--	--	--	--	--
	--	--	--	--	--
Single Solenoid External Air Pilot * Spring Return 	6mm (8S)	194 x 25 x 40	1/8	76323-91-00	75323-91-00
	6mm (1MS)	194 x 25 x 40	1/8	76523-91-00	(Not Available)
	8mm (5S)	210 x 25 x 40	1/4	76343-91-00	75343-91-00
Double Solenoid External Air Pilot * Detent 	6mm (8S)	258 x 28 x 40	1/8	76323-92-00	75323-92-00
	8mm (5S)	308 x 25 x 50	1/4	76343-92-00	75343-92-00
	--	--	--	--	--

Solenoid operated, air piloted spool valves are available in single, double, priority and external air pilot versions. Valve designs use a stainless steel spool moving within a sleeve to direct airflow to the ports of the valve. Spool valves are known for their long life capability.

Valves are available in 1/8 and 1/4 port sizes and have an operating range of 2.5 to 10 bar.

Valves include a red manual override and encapsulated coils and can be individually mounted or assembled on manifolds.

Order Coils Separately

Valve catalogue numbers do not include solenoid coils. Coils are supplied loose and unmounted as separate items. (Double solenoid types require 2 coils.)

AC Coil Catalogue No. 76410-02-**

DC Coil Catalogue No. 76410-00-**

** - Add the required coil voltage suffix code from the chart below to complete the coil catalogue number.

Voltage	AC	DC
12V	-	01
24V	12	02
48V	13	03
110V	14	04
230V	15	05

* External Air Pilot: valves have an auxiliary M5 port for connecting a separate air pilot supply for the solenoid section. For use when switching air pressures below 2.5 bar.

Operating pressure range is 2.5 to 10 bar. (Use valves with external pilot for switching lower pressures.)

Through body mounting holes are 6mm.

For valve specifications see appendix. See accessory section for connectors and manifolds. For detail dimensions contact factory.